




Date: 04/07/2017

The number of Ph.D. Degrees awarded for the academic Year 2016-17 in GLA University, Mathura are given below.

S.No.	Department	Number of Ph.D.s Awarded
1	Mechanical Engineering	04
2	Electronics & Communication Engineering	01
3	Physics	01
4	Institute of Business Management	01
	<b>Total</b>	<b>07</b>

This data is being extracted from the records of the Controller of Examination office.

  
Controller of Examination

  
Registrar






Accredited with **A** Grade by **NAAC**


Date:12/07/2018

The number of Ph.D. Degrees awarded for the academic Year 2017-18 in GLA University, Mathura are given below.


S. No.	Department	Number of Ph.D.s Awarded
1	Computer Engineering & Applications	04
2	Physics	02
3	Chemistry	01
4	Mathematics	01
5	Biotechnology	04
6	Institute of Pharmaceutical Research	01
7	Institute of Business Management	02
8	Electronics & Communication Engineering	01
9	English	01
	<b>Total</b>	<b>17</b>

This data is being extracted from the records of the Controller of Examination office.

  
Controller of Examination

  
Registrar







Date: 10/07/2019

The number of Ph.D. Degrees awarded for the academic Year 2018-19 in GLA University, Mathura are given below.


S.No.	Department	Number of Ph.D.s Awarded
1	Computer Engineering & Applications	01
2	Mechanical Engineering	01
3	Electrical Engineering	01
4	Chemistry	01
5	Mathematics	02
6	English	01
7	Biotechnology	05
8	Institute of Pharmaceutical Research	02
9	Institute of Business Management	03
	<b>Total</b>	<b>17</b>

This data is being extracted from the records of the Controller of Examination office.

  
Controller of Examination

  
Registrar






Date: 09/07/2020

The number of Ph.D. Degrees awarded for the academic Year 2019-20 in GLA University, Mathura are given below.


S. No.	Department	Number of Ph.D.s Awarded
1	Computer Engineering & Applications	08
2	Mechanical Engineering	02
3	Electronics & Communication Engineering	04
4	Chemistry	01
5	Physics	02
6	Mathematics	01
7	Biotechnology	02
8	Institute of Pharmaceutical Research	02
9	Institute of Business Management	05
10	Electrical Engineering	01
11	English	01
	<b>Total</b>	<b>29</b>

This data is being extracted from the records of the Controller of Examination office.

  
Controller of Examination

  
Registrar





Date: 11/01/2022

The number of Ph.D. Degrees awarded for the academic Year 2020-21 in GLA University, Mathura are given below.

S.No.	Department	Number of Ph.D.s Awarded
1	Computer Engineering & Applications	05
2	Mechanical Engineering	06
3	Electronics & Communication Engineering	05
4	Electrical Engineering	01
5	Chemistry	03
6	Physics	03
7	Mathematics	03
8	Biotechnology	03
9	Institute of Pharmaceutical Research	09
10	Institute of Business Management	10
11	Faculty of Education	05
	<b>Total</b>	<b>53</b>

This data is being extracted from the records of the Controller of Examination office.

*M. S. Faruk*  
Controller of Examination

*Singh*  
Registrar